



District Report Card: 2017


State: Odisha	District: Koraput
Class: 3	Subject: Mathematics
Schools: 26	Students: 668


Participation/Coverage


Students

<div>GENDER</div> <div></div>	Boys		Girls	
	Number	%	Number	%
	325	48.65	343	51.35

<div>AREA</div> <div></div>	Rural		Urban	
	Number	%	Number	%
	612	91.62	56	8.38

<div>CATEGORY</div> <div></div>	SC		ST		OBC		GEN	
	Number	%	Number	%	Number	%	Number	%
	77	11.53	542	81.14	29	4.34	20	2.99

<div>CWSN</div> <div></div>	LD	VI	HI	S&LD	ID	Oth
	1	3	1	0	0	2

<div>Management</div> <div></div>	Government		Government-aided	
	Number	%	Number	%
	668	100.00	0	0.00

Average Performance of Students in Mathematics (%)

Overall	Gender		Area		Management		Social Group			
	Male	Female	Rural	Urban	Govt.	Aided	SC	ST	OBC	GEN
45.68	44.21	47.07	44.50	58.57	45.68	0.00	41.82	46.35	29.66	65.67

Performance on Learning Outcomes (LOs)

Learning Outcomes	Description	Average Performance(%)
M301	Reads and writes numbers up to 999 using place value	48.64
M302	Compares numbers up to 999 based on their place values	54.19
M303	Solves simple daily life problems using addition and subtraction of three digit numbers with and without regrouping	40.28
M304	Constructs and uses the multiplication facts (up till 10) in daily life situations	50.37
M305	Analyses and applies an appropriate number operation in the situation/ context	45.36
M306	Explains the meaning of division facts by equal grouping/sharing and finds it by repeated subtraction	42.37
M309	Identifies and makes 2D-shapes by paper folding, paper cutting on the dot grid, using straight lines etc.	54.87
M311	Fills a given region leaving no gaps using a tile of a given shape	7.58
M312	Estimates and measures length and distance using standard units like centimeters or meters & identifies relationships	27.22
M317	Reads the time correctly to the hour using a clock/watch	52.99
M318	Extends patterns in simple shapes and numbers	39.51
M319	Records data using tally marks, represents pictorially and draws conclusions	61.38

Range of Performance of Students who Answered Correctly							
Below 30%		30% - 50%		50% - 75%		Above 75%	
Number	%	Number	%	Number	%	Number	%
242	36.23	137	20.51	141	21.11	148	22.16

Lowest Performing Learning Outcomes (LOs)

- 1 - Fills a given region leaving no gaps using a tile of a given shape (7.58)
- 2 - Estimates and measures length and distance using standard units like centimeters or meters & identifies relationships (27.22)
- 3 - Extends patterns in simple shapes and numbers (39.51)
- 4 - Solves simple daily life problems using addition and subtraction of three digit numbers with and without regrouping (40.28)
- 5 - Explains the meaning of division facts by equal grouping/sharing and finds it by repeated subtraction (42.37)